



ALUMINUM FENCE



All AMETCO
Aluminum Fencing Systems
are manufactured in our
Willoughby, Ohio plant

Visit our Web Site www.ametco.com



ALUMINUM FENCING SYSTEMS

MAINTENANCE FREE ARCHITECTURAL FENCING

The Ametco Aluminum fencing system is an exclusive system, an alternative approach to fencing design, the concept of which is both functional and decorative.

Ametco Mfg. Corp. has developed a highly desirable fencing product which fits into modern architectural and security applications. Ametco's aluminum fencing products are manufactured from extruded aluminum sections.

The aluminum fencing system is finished with a polyester powder coating. The powder coating gives an "extra" touch of appeal to the fencing, harmonizing with its surroundings. Once you have selected the color from the wide range of choices available, it will endure

exposure without crazing or fading. Ametco Mfg. Corp. certifies that its fencing systems are free from defects in material and workmanship. The polyester coated fencing is guaranteed not to crack, peel or blister for a period of 20 years.

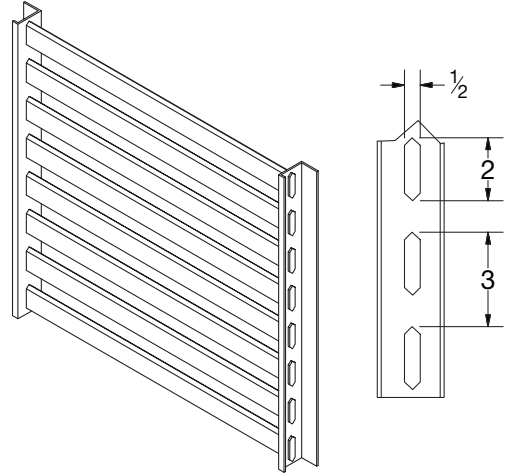
Accidental damages, defects resulting from improper installation and damage from vandalism or abuse are not included. Warranty is limited to a prorated value of the coating, not to exceed the original value of the coating. Or, at Ametco's discretion, re-coating the panel but not to include labor for removal or reinstallation.

Ametco's aluminum fencing system is 100% manufactured in the United States.



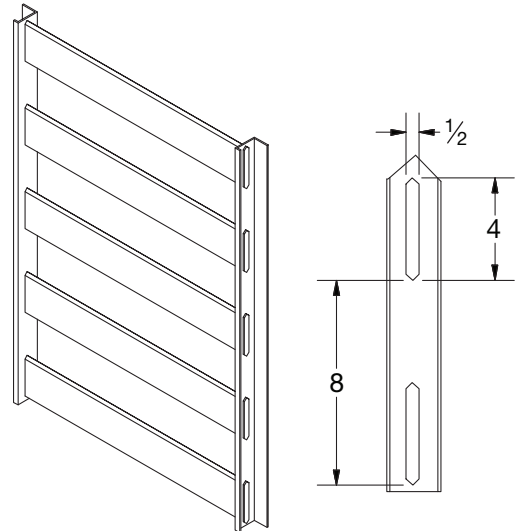
VENUS DESIGN

The Venus Design aluminum fence is fabricated from $\frac{1}{2}$ " x 2" custom shaped aluminum extrusions. The 2" aluminum extrusion can run either horizontally or vertically. The standard spacing of the 2" extrusions is 3" on center but can be from 3" to 6". After fabrication the Venus Design is polyester powder coated to your choice of 15 standard color for maintenance free lasting beauty.



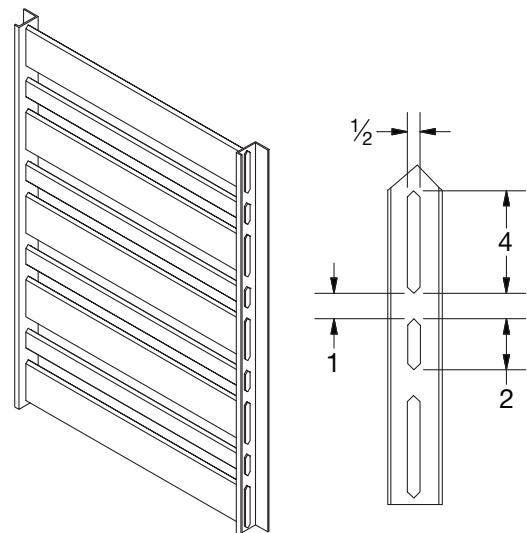
BLADE DESIGN

The Blade Design aluminum fence by Ametco is fabricated from $\frac{1}{2}$ " x 4" patented shaped aluminum extrusions. The 4" aluminum extrusion can run either horizontally or vertically. The standard spacing of the 4" extrusions is 8" on centers but can be from 5" to 8" centers. After fabrication the Blade Design is polyester powder coated to your choice of 15 standard color for maintenance free lasting beauty.



SEDONA DESIGN

The Sedona Design aluminum fence is fabricated from $\frac{1}{2}$ " x 2" and $\frac{1}{2}$ " x 4" patented extruded aluminum special shaped tubes. By alternating the 2" and 4" extrusions the Sedona Design offers a functional and decorative fence. This design can be run either horizontally or vertically. The standard spacing is 1" but can be varied with any spacing up to 4". After fabrication the Sedona Design is polyester powder coated to your choice of 15 standard color for maintenance free lasting beauty.

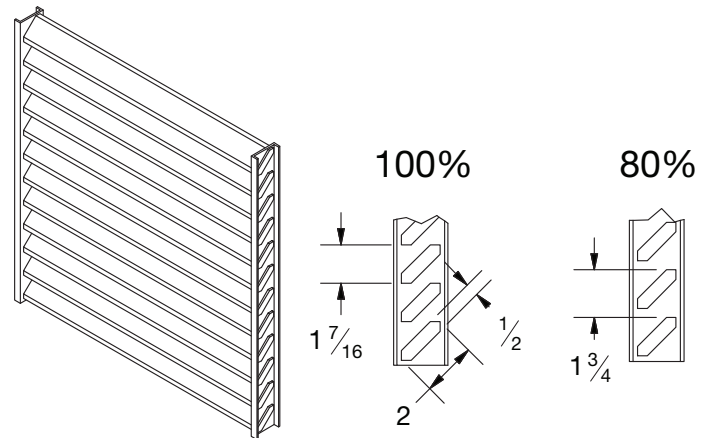




ALUMINUM FIXED LOUVER FENCING

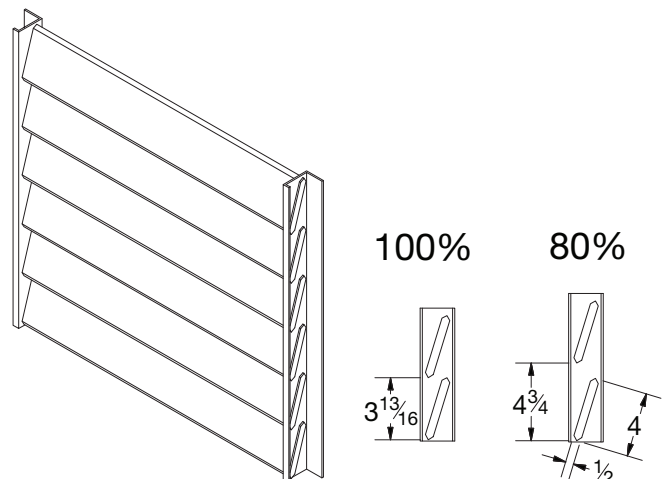
TITAN DESIGN

The Titan Design fixed louver fencing and gates are manufactured in Ametco's Willoughby Ohio plant. Titan Design is manufactured from $\frac{1}{2}$ " x 2" extruded aluminum tubes on 45° angle to provide either 100% or 80% direct visual screening. The clean lines and choice of color allow the Titan Design to harmonize with any surrounding.



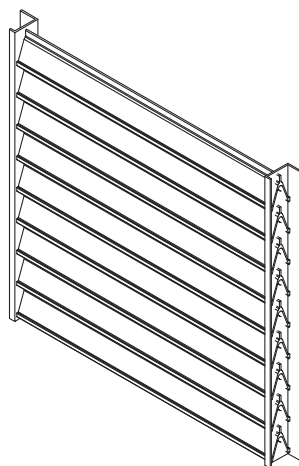
PHOENIX DESIGN

The Phoenix Design fixed louvered fencing and gates allow 100% or 80% direct visual screening. Phoenix design is manufactured from a $\frac{1}{2}$ " x 4" patented aluminum extrusion in Ametco's Willoughby Ohio plant. The 100% direct visual screening weight is 3.00 lbs. per square foot and the 80% direct visual screening weight is 2.50 lbs. per square foot. After fabrication Phoenix design is powder coated to one of 15 standard colors for maintenance free lasting beauty.

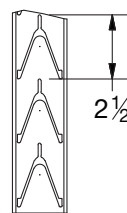


VENETIAN DESIGN

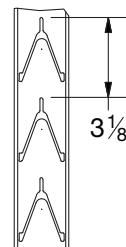
The Venetian Design has V-shaped extruded aluminum main bar welded to extruded aluminum framing bars. The spacing of the V-shaped main bar produces 100% or 80% visual screening. The aluminum extrusions are type 6063. The 100% visual screening Venetian weight is 3.5 lbs. per square foot. The 80% visual screening Venetian weight is 3 lbs. per square foot. After fabrication Venetian design is polyester powder coated for long lasting maintains free beauty.



100%

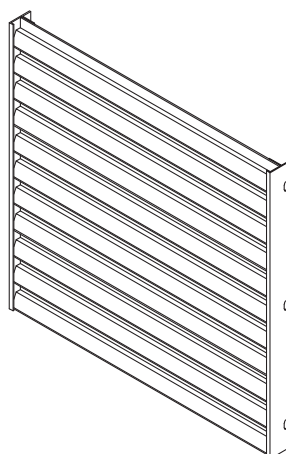


80%

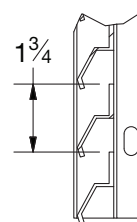


ECLIPSE DESIGN

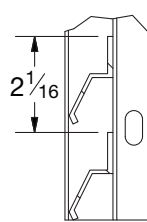
The Eclipse Design has inclined extruded Aluminum main bar welded to extruded aluminum framing bars. The spacing of the extruded aluminum main bar produces 100% or 80% visual screening. The aluminum extrusions are type 6063. The 100% visual screening Eclipse weight is 2.5 lbs. per square foot. The 80% visual screening Eclipse weight is 2 lbs. per square foot. After fabrication the Eclipse design is polyester powder coated for long lasting maintains free beauty.



100%



80%

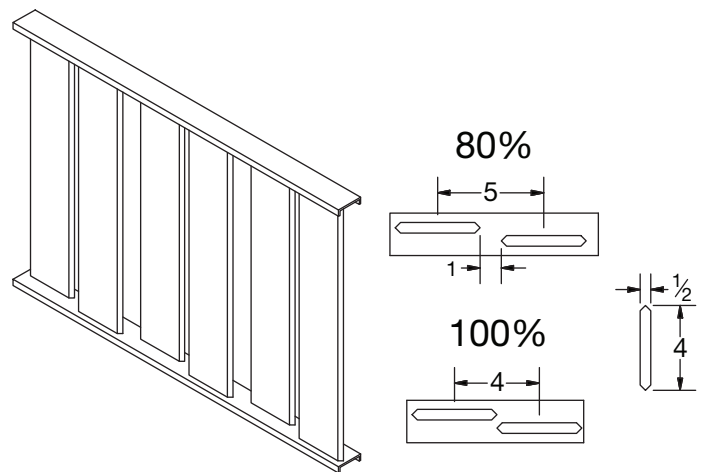


Visit our Web Site www.ametco.com for Master Spec • CAD Drawings • Photo Gallery



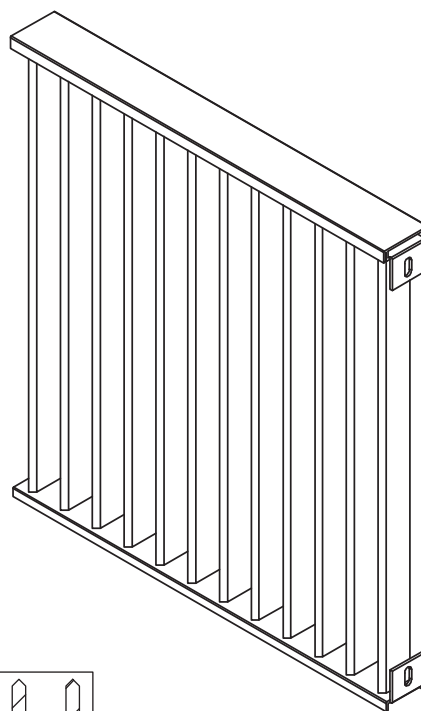
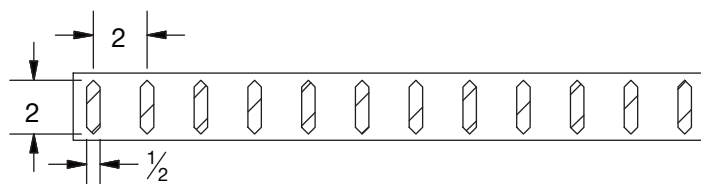
SATURN DESIGN

The Saturn Design has a front and back row of a $\frac{1}{2}$ " x 4" aluminum extruded tubes on 1" center. Each row of tubes are on 4" center for 100% direct visual screening. The weight for 100% visual screening is 2.75 lbs. per square foot. The 80% direct visual screening Saturn is on 5" centers and the weight is 2.2 lbs. per square foot. After fabrication Saturn Design is powder coated to the color of your choice.



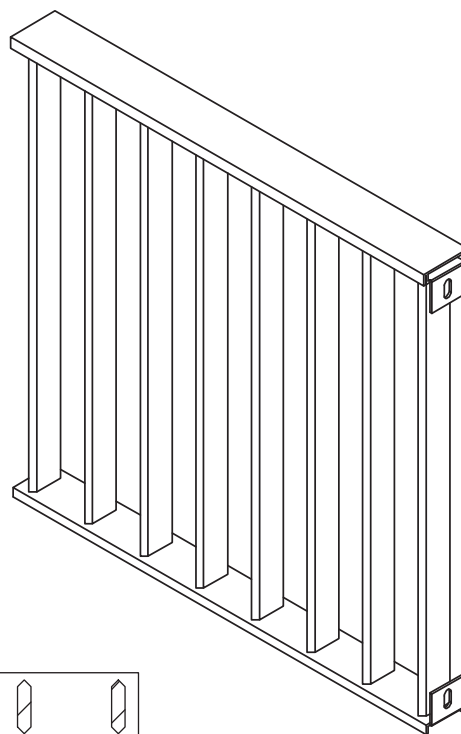
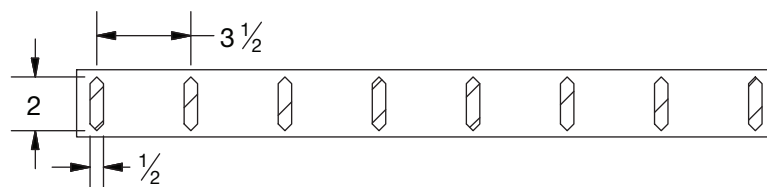
APOLLO DESIGN

The Apollo Design by Ametco is an open mesh aluminum fencing. Fabricated from $\frac{1}{2}$ " x 2" extruded aluminum tubes on 2" centers. The open area of the Galaxy Design is 75% giving excellent strength and good visibility. After fabrication the Apollo Design is powder coated to your choice of 15 standard colors for a maintenance free long lasting finish. The Apollo Design aluminum fence is manufactured in our Willoughby, Ohio plant.



GALAXY DESIGN

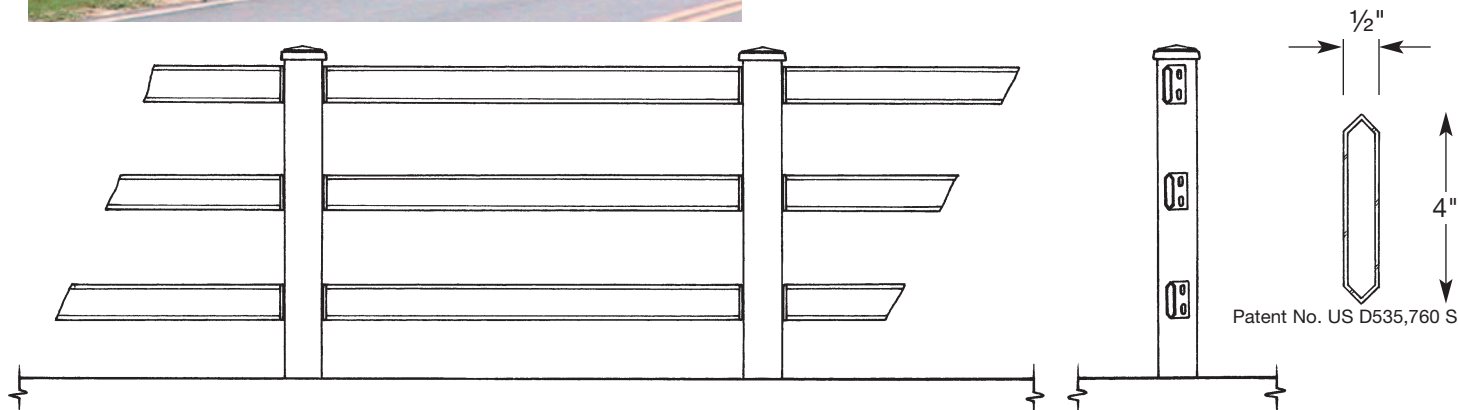
The Galaxy Design by Ametco is an open mesh aluminum fencing. Fabricated from $\frac{1}{2}$ " x 2" extruded aluminum tubes on $3\frac{1}{2}$ " centers. The open area of the Galaxy Design is 85% giving excellent visibility yet strong enough for high security requirements. After fabrication the Galaxy Design is powder coated to your choice of 15 standard colors for a maintenance free long lasting finish. The Galaxy Design aluminum fence is manufactured in our Willoughby, Ohio plant.



CORRAL DESIGN



Ametco's **Corral Design** is manufactured from ridged extruded aluminum rails in either the two, three or four rail design. The outstanding strength of the rails allows the posts to be on centers up to 8' apart. The powder coated finish gives you maintenance free beauty in your choice of colors. Ametco's Corral Design allows you to establish the perimeter of your property without the "fenced in" look.



Available colored coatings



Custom colors available at an additional charge.
Note: The reprint of the color chart may vary from actual finish color.



4326 Hamann Parkway
P.O. Box 1210
Willoughby, Ohio 44096
Web Site www.ametco.com

Phone (440) 951-4300
Fax (440) 951-2542
Toll Free 800-362-1360
E-Mail ametco@ametco.com